



Simple and easy appearance, in line with contemporary aesthetic concept. Ideal choices of size and design, this range is suitable for every wall. The product has the structure and appearance design patent. can be easily installed in any type of space, to create amazing light effects.

FIELDS OF APPLICATION:

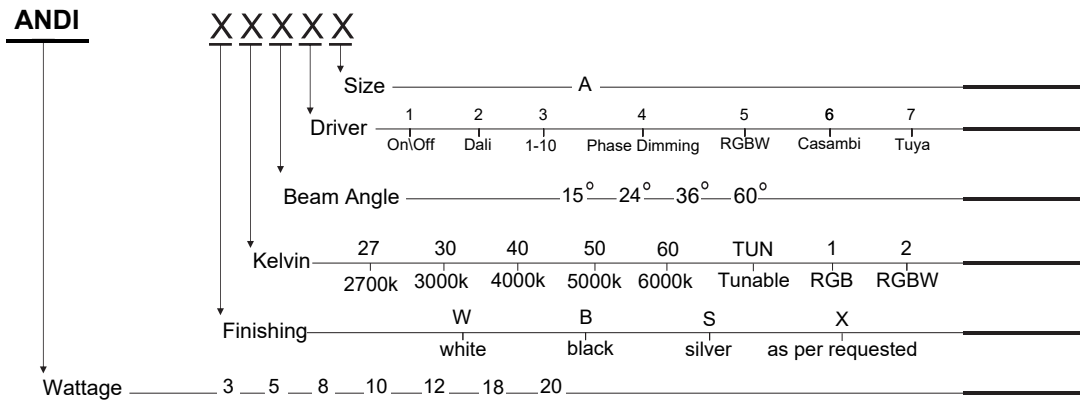
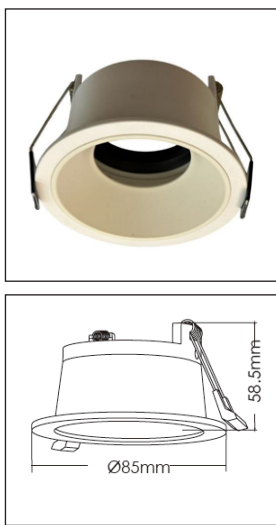
Living spaces, villas, residential, offices, showrooms, hotels, restaurants, buildings, hospitals, shopping malls, supermarket, convention centers, galleries, etc.

The ANDI Recessed Frame adaptable for indoor applications.

High Lumen Efficacy 115 lm/W - UGR<19
 Body - Die cast aluminum housing with solvent free powder coating
 Diffuser - polycarbonate pattern lens
 Glowing Wire Test - 850°
 Temperature - of=20 °C ~ of max=50 °C

Model --- **ANDI**

ANDI-A-1-15-27-W-3W

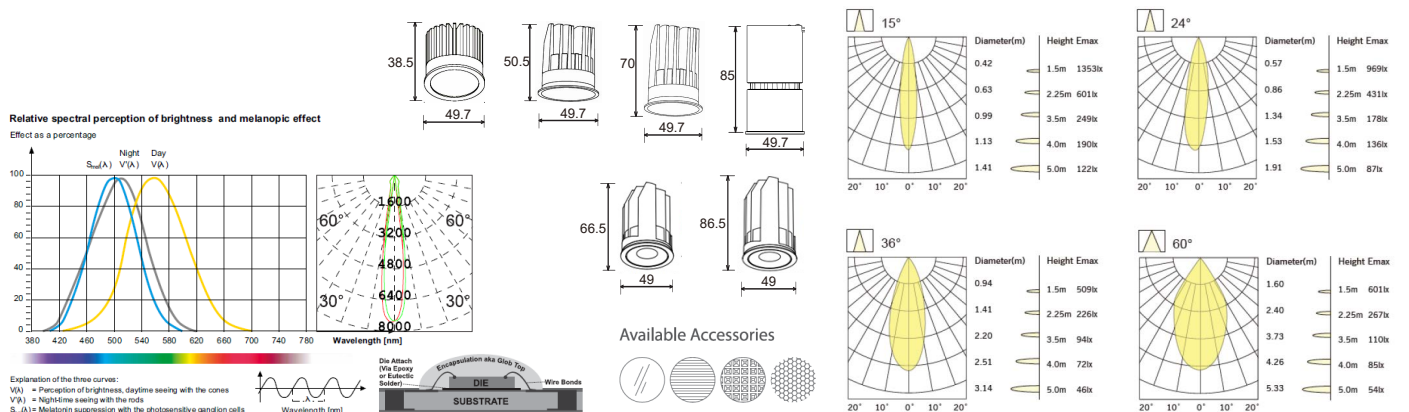


Lighting Customization Solution can offer you modifications for environment with higher options as a customized product.

IP20 COB McA Step 3 220-240V



A - Ø 85-58.5mm 75mm



LED life time		Operating time 1.000 h											
Lamp Lumen Maintenance Factor	Lamp Survival Factor	1	10	20	30	40	50	60	70	80	90	100	
L80	50.000 h	LLMF	1	0.96	0.92	0.88	0.84	0.80	0.76	0.72	0.68	0.60	
		LSF	1	1	1	1	1	1	0.99	0.99	0.99	0.98	
L80	100.000 h	LLMF	1	0.98	0.96	0.94	0.92	0.90	0.88	0.86	0.84	0.82	0.80
		LSF	1	1	1	1	1	1	1	0.99	0.99	0.99	0.99