



Simple and easy appearance, in line with contemporary aesthetic concept. Ideal choices of size and design, this range is suitable for every wall. The product has the structure and appearance design patent. can be easily installed in any type of space, to create amazing light effects.

### FIELDS OF APPLICATION:

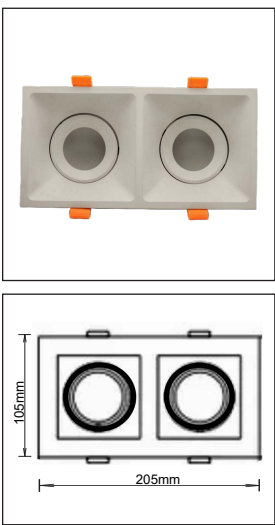
Living spaces, villas, residential, offices, showrooms, hotels, restaurants, buildings, hospitals, shopping malls, supermarket, convention centers, galleries, etc.

The HADRI Recessed Frame adaptable for indoor applications.

High Lumen Efficacy 115 lm/W - UGR<19  
 Body - Die cast aluminum housing with solvent free powder coating  
 Reflector - Anodized aluminum  
 Diffuser - polycarbonate pattern lens  
 Glowing Wire Test - 850°  
 Temperature - of=20 °C ~ of max=50 °C

Model --- **HADRI-double**

**HADRI-A-1-15-27-W-3W**



**HADRI**

X X X X X

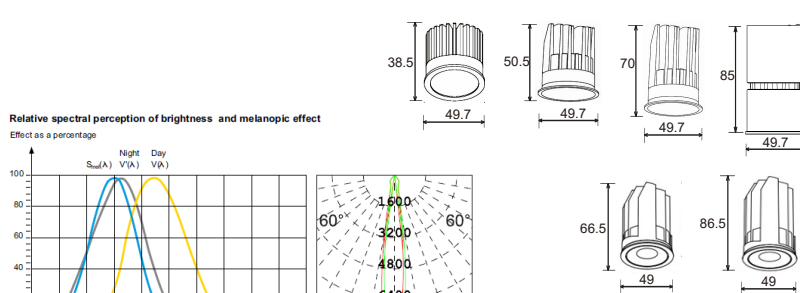
|            |                                     |       |       |               |       |         |          |
|------------|-------------------------------------|-------|-------|---------------|-------|---------|----------|
| Size       | B                                   |       |       |               |       |         |          |
| Driver     | 1                                   | 2     | 3     | 4             | 5     | 6       | 7        |
|            | On/Off                              | Dali  | 1-10  | Phase Dimming | RGBW  | Casambi | Tuya     |
| Beam Angle | 15° 24° 36° 60°                     |       |       |               |       |         |          |
| Kelvin     | 27                                  | 30    | 40    | 50            | 60    | TUN     | 1 2      |
|            | 2700k                               | 3000k | 4000k | 5000k         | 6000k | Tunable | RGB RGBW |
| Finishing  | W B S X                             |       |       |               |       |         |          |
|            | white black silver as per requested |       |       |               |       |         |          |
| Wattage    | 3                                   | 5     | 8     | 10            | 12    | 18      | 20       |

Lighting Customization Solution can offer you modifications for environment with higher options as a customized product.

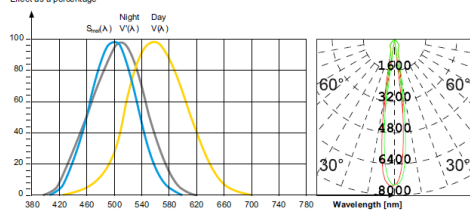
IP20 COB McA Step 3 220-240V



B - Ø 205x105x47mm 195-95mm



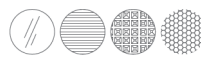
Relative spectral perception of brightness and melanopic effect



Explanation of the three curves:  
 V(A) = Perception of brightness, daytime seeing with the cones  
 V'(A) = Nighttime seeing with the rods  
 S<sub>M</sub>(A) = Melatonin suppression with the photosensitive ganglion cells



Available Accessories



| LED life time                 |                      | Operating time 1.000 h |    |      |      |      |      |      |      |      |      |      |      |
|-------------------------------|----------------------|------------------------|----|------|------|------|------|------|------|------|------|------|------|
| Lamp Lumen Maintenance Factor | Lamp Survival Factor | 1                      | 10 | 20   | 30   | 40   | 50   | 60   | 70   | 80   | 90   | 100  |      |
| L80                           | 50.000 h             | LLMF                   | 1  | 0.96 | 0.92 | 0.88 | 0.84 | 0.80 | 0.76 | 0.72 | 0.68 | 0.60 |      |
|                               |                      | LSF                    | 1  | 1    | 1    | 1    | 1    | 1    | 0.99 | 0.99 | 0.99 | 0.98 |      |
| L80                           | 100.000 h            | LLMF                   | 1  | 0.98 | 0.96 | 0.94 | 0.92 | 0.90 | 0.88 | 0.86 | 0.84 | 0.82 | 0.80 |
|                               |                      | LSF                    | 1  | 1    | 1    | 1    | 1    | 1    | 1    | 0.99 | 0.99 | 0.99 | 0.99 |



LED

AC220-240V

series wiring

