



Simple and easy appearance, in line with contemporary aesthetic concept. Ideal choices of size and design, this range is suitable for every wall. The product has the structure and appearance design patent. can be easily installed in any type of space, to create amazing light effects.

### FIELDS OF APPLICATION:

Living spaces, villas, residential, offices, showrooms, hotels, restaurants, buildings, hospitals, shopping malls, supermarket, convention centers, galleries, etc.

The JAD Recessed Frame adaptable for indoor applications.

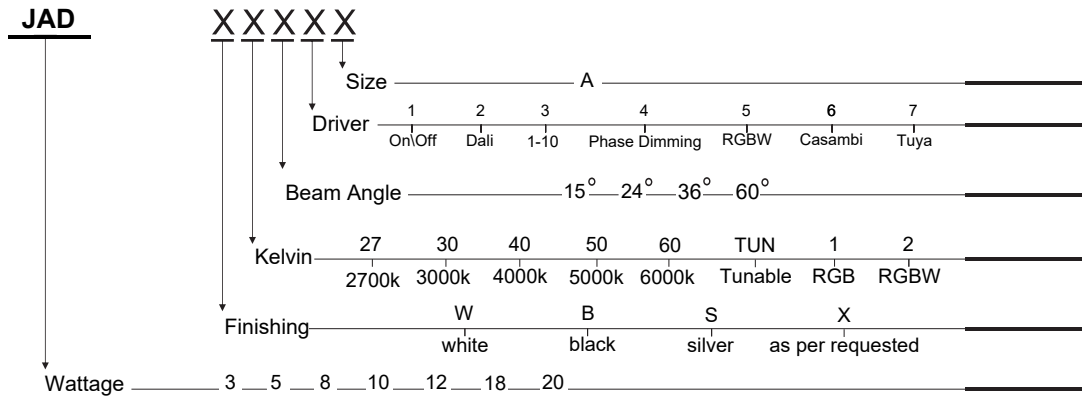
High Lumen Efficacy 115 lm/W - UGR<19  
 Body - Die cast aluminum housing with solvent free powder coating  
 Reflector - Anodized aluminum  
 Diffuser - polycarbonate pattern lens  
 Glowing Wire Test - 850°  
 Temperature - of=20 °C ~ of max=50 °C

Model --- **JAD**

**JAD-A-1-15-27-W-3W**



A - Ø **95-85mm** 75mm



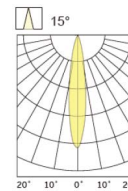
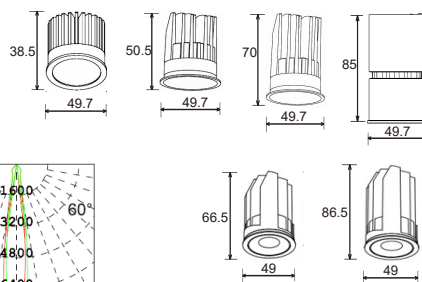
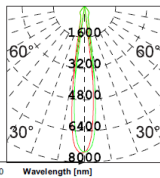
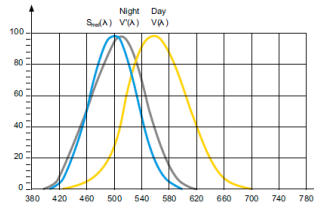
Lighting Customization Solution can offer you modifications for environment with higher options as a customized product.

IP20 COB McA Step 3 220-240V

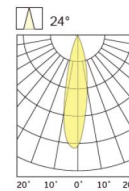


### Relative spectral perception of brightness and melanopic effect

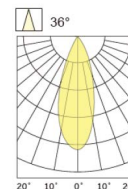
Effect as a percentage



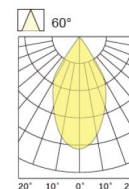
Diameter(m)	Height Emax
0.42	1.5m 1353lx
0.63	2.25m 601lx
0.99	3.5m 249lx
1.13	4.0m 190lx
1.41	5.0m 122lx



Diameter(m)	Height Emax
0.57	1.5m 959lx
0.86	2.25m 431lx
1.34	3.5m 178lx
1.53	4.0m 136lx
1.91	5.0m 87lx

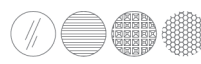


Diameter(m)	Height Emax
0.94	1.5m 509lx
1.41	2.25m 226lx
2.20	3.5m 94lx
2.51	4.0m 72lx
3.14	5.0m 46lx



Diameter(m)	Height Emax
1.60	1.5m 601lx
2.40	2.25m 267lx
3.73	3.5m 110lx
4.26	4.0m 85lx
5.33	5.0m 54lx

### Available Accessories



Explanation of the three curves:  
 V(A) = Perception of brightness, daytime seeing with the cones  
 V\_n(A) = Nighttime seeing with the rods  
 S\_n(A) = Melatonin suppression with the photosensitive ganglion cells



LED life time		Operating time 1.000 h										
Lamp Lumen Maintenance Factor	Lamp Survival Factor	1	10	20	30	40	50	60	70	80	90	100
L80	50.000 h	LLMF	1	0.96	0.92	0.88	0.84	0.80	0.76	0.72	0.68	0.60
		LSF	1	1	1	1	1	1	0.99	0.99	0.99	0.98
L80	100.000 h	LLMF	1	0.98	0.96	0.94	0.92	0.90	0.88	0.86	0.84	0.80
		LSF	1	1	1	1	1	1	0.99	0.99	0.99	0.99



LED

AC220-240V

series wiring

