



Simple and easy appearance, in line with contemporary aesthetic concept. Ideal choices of size and design, this range is suitable for every wall. The product has the structure and appearance design patent. can be easily installed in any type of space, to create amazing light effects.

FIELDS OF APPLICATION:

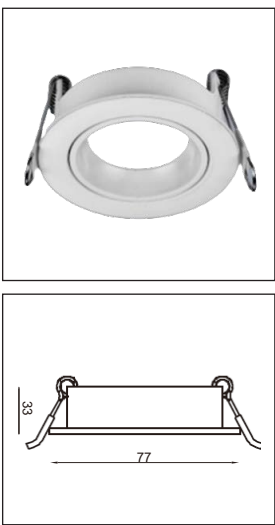
Living spaces, villas, residential, offices, showrooms, hotels, restaurants, buildings, hospitals, shopping malls, supermarket, convention centers, galleries, etc.

The LUNA Recessed Frame adaptable for indoor applications.

High Lumen Efficacy 115 lm/W - UGR<19
 Body - Die cast aluminum housing with solvent free powder coating
 Reflector - Anodized aluminum
 Diffuser - polycarbonate pattern lens
 Glowing Wire Test - 850°
 Temperature - of=20 °C ~ of max=50 °C

Model --- **LUNA**

LUNA-A-1-15-27-W-3W



LUNA

X X X X X

Size	A						
Driver	1	2	3	4	5	6	7
	On/Off	Dali	1-10	Phase Dimming	RGBW	Casambi	Tuya
Beam Angle	15° 24° 36° 60°						
Kelvin	27	30	40	50	60	TUN	1 2
	2700k	3000k	4000k	5000k	6000k	Tunable	RGB RGBW
Finishing	W B S X						
	white black silver as per requested						
Wattage	3	5	8	10	12	18	20

Lighting Customization Solution can offer you modifications for environment with higher options as a customized product.

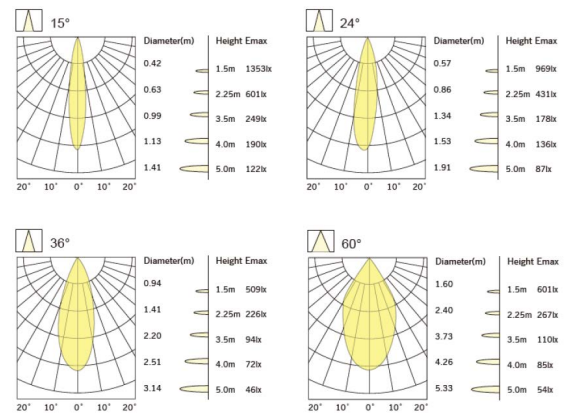
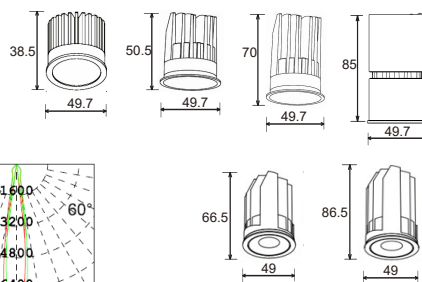
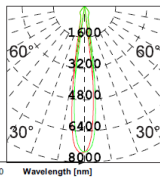
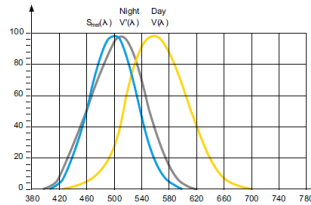
IP20 COB McA Step 3 220-240V



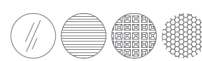
A - Ø 77-33mm 72mm

Relative spectral perception of brightness and melanopic effect

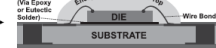

Effect as a percentage



Available Accessories



Explanation of the three curves:
 S_n(λ) = Perception of brightness, daytime seeing with the cones
 S_d(λ) = Nighttime seeing with the rods
 S_m(λ) = Melanopic suppression with the photosensitive ganglion cells



LED life time		Operating time 1.000 h											
Lamp Lumen Maintenance Factor	Lamp Survival Factor	1	10	20	30	40	50	60	70	80	90	100	
L80	50.000 h	LLMF	1	0.96	0.92	0.88	0.84	0.80	0.76	0.72	0.68	0.60	
		LSF	1	1	1	1	1	1	0.99	0.99	0.99	0.98	
L80	100.000 h	LLMF	1	0.98	0.96	0.94	0.92	0.90	0.88	0.86	0.84	0.82	0.80
		LSF	1	1	1	1	1	1	1	0.99	0.99	0.99	0.99



LED

AC220-240V

series wiring



LM-80

