



Simple and easy appearance, in line with contemporary aesthetic concept. Ideal choices of size and design, this range is suitable for every wall. The product has the structure and appearance design patent. can be easily installed in any type of space, to create amazing light effects.

FIELDS OF APPLICATION:

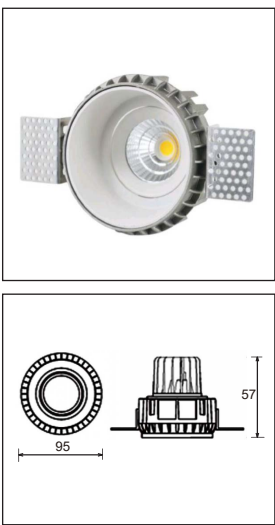
Living spaces, villas, residential, offices, showrooms, hotels, restaurants, buildings, hospitals, shopping malls, supermarket, convention centers, galleries, etc.

The ZETA Trimless Frame adaptable for indoor applications.

High Lumen Efficacy 115 lm/W - UGR<19
 Body - Die cast aluminum housing with solvent free powder coating
 Diffuser - polycarbonate pattern lens
 Glowing Wire Test - 850°
 Temperature - of=20 °C ~ of max=50 °C

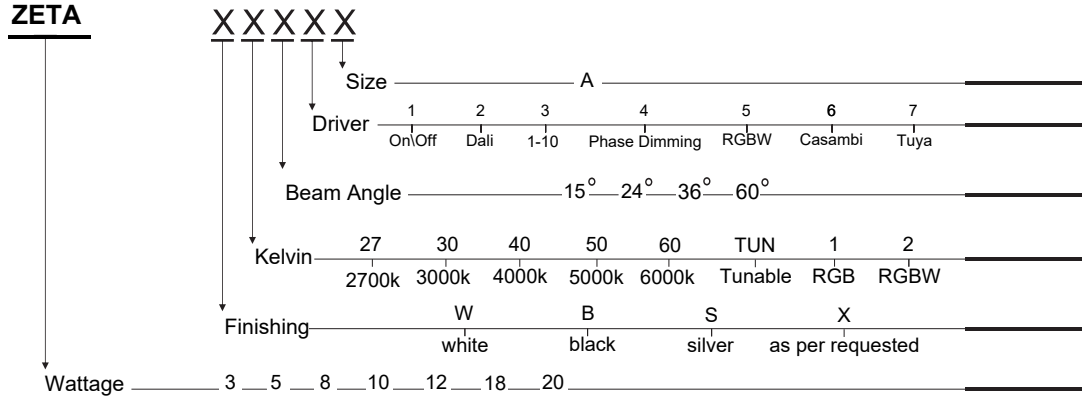
Model --- **ZETA-RO**

ZETA-A-1-15-27-W-3W



A - Ø 95-57mm 110mm

ZETA



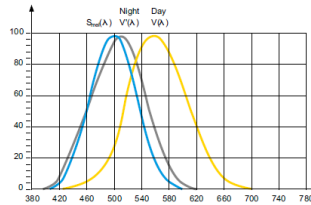
Lighting Customization Solution can offer you modifications for environment with higher options as a customized product.

IP20 COB McA Step 3 220-240V

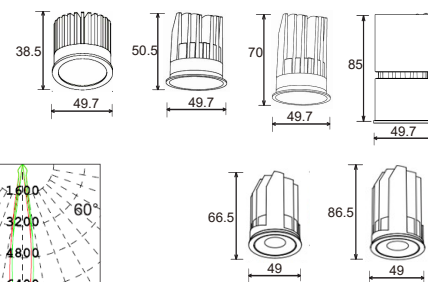
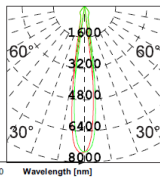


Relative spectral perception of brightness and melanopic effect

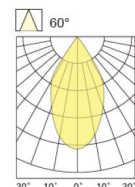
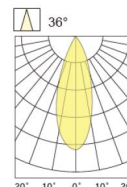
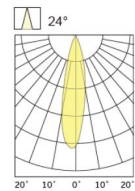
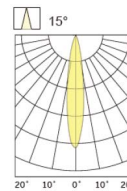
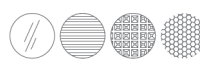
Effect as a percentage



Explanation of the three curves:
 V_{day}(λ) = Perception of brightness, daytime seeing with the cones
 V_{night}(λ) = Nighttime seeing with the rods
 S_{night}(λ) = Melatonin suppression with the photosensitive ganglion cells



Available Accessories



LED life time		Operating time 1.000 h										
Lamp Lumen Maintenance Factor	Lamp Survival Factor	1	10	20	30	40	50	60	70	80	90	100
L80	50.000 h	LLMF	1	0.96	0.92	0.88	0.84	0.80	0.76	0.72	0.68	0.60
		LSF	1	1	1	1	1	1	0.99	0.99	0.99	0.98
L80	100.000 h	LLMF	1	0.98	0.96	0.94	0.92	0.90	0.88	0.86	0.84	0.80
		LSF	1	1	1	1	1	1	1	0.99	0.99	0.99



LED

AC220-240V

series wiring



LM-80

