



Simple and easy appearance, in line with contemporary aesthetic concept. The product has the structure and appearance design patent. High efficiency constant current driver, ensure the light source is maximum used. can be easily installed in any type of space, to create amazing light effects, The LED is set back to minimize glare. The main body is made of die-cast aluminum that guarantees optimum heat dissipation with single optic lens family in the most popular sizes and beams with excellent color rendering, and Supreme light quality.

The RINO Inground light adaptable for outdoor applications.

High Lumen Efficacy 115 lm/W - UGR<19
Body - Die cast aluminum housing with solvent free powder coating
Diffuser - polycarbonate pattern lens
Glowing Wire Test - 850°
Temperature - of=20 °C ~ of max=50 °C

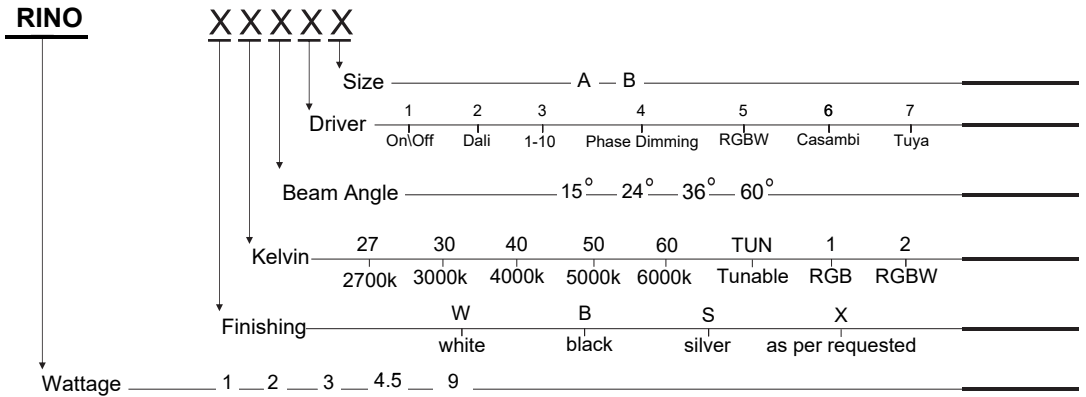

FIELDS OF APPLICATION:

Garden, landscape lighting, building facades, etc.

RINO-A-1-15-27-W-1W



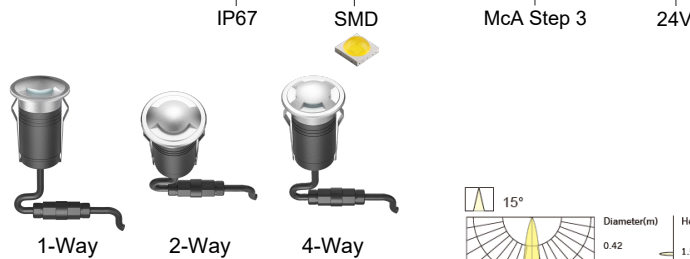
Model --- **RINO**



Lighting Customization Solution can offer you modifications for environment with higher options as a customized product.

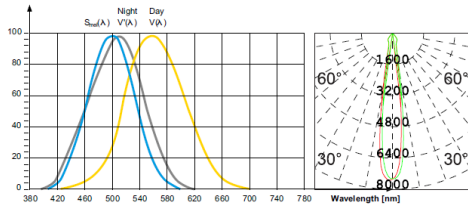
A - Ø 45-77mm

B - Ø 70-77mm

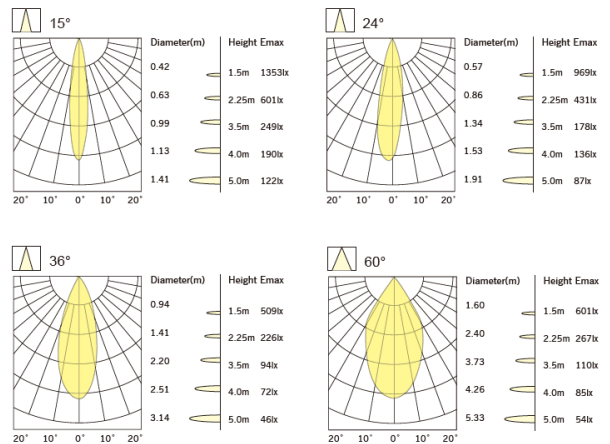


Relative spectral perception of brightness and melanopic effect

Effect as a percentage



Explanation of the three curves:
V(A) = Perception of brightness, daytime seeing with the cones
V'(A) = Nighttime seeing with the rods
S_{max}(A) = Melatonin suppression with the photosensitive ganglion cells



LED life time		Operating time 1.000 h										
Lamp Lumen Maintenance Factor		1	10	20	30	40	50	60	70	80	90	100
Lamp Survival Factor		1	1	1	1	1	1	1	1	0.99	0.99	0.99
L80	50.000 h	LLMF	1	0.96	0.92	0.88	0.84	0.80	0.76	0.72	0.68	0.64
		LSF	1	1	1	1	1	1	0.99	0.99	0.99	0.99
L80	100.000 h	LLMF	1	0.98	0.96	0.94	0.92	0.90	0.88	0.86	0.84	0.82
		LSF	1	1	1	1	1	1	1	0.99	0.99	0.99



LED

AC220-240V

series wiring

